

Why are we upgrading Moodle?

Current Moodle Version 3.9 is EOL - **End of Life**

No Security Patches

Limited to No Developer Support

Limited to No Community Support

Version 4.1 is the latest long term support (LTS) version

Security Patches

Developer Support

In line with, community support



Partnerships for Success

Faculty

Students

Faculty Center for Professional Excellence

Information Technology



Topics to Explore Today

Project Timeline

Testing Plan

What's New in Moodle 4.1

Expectations

Training Opportunities

Support Channels

Faculty Feedback

Next Steps



Project Team

Avery Bourgeois - Project Lead

Carol Ann Boyle - Project Executive

Sponsor

Courtney Scala - User Experience

Erik Fox-Jackson - Interactive



Project Timeline



Testing Plan

In-place upgrade


Plugins

Functionality

Accessibility


Device and browser
compatibility

Navigation and UI



Moodle 4.1 Tour & Comparison

Let's take a short tour of our development site version of Moodle 4.1 and some changes you may be interested in



Dashboard header area with a large blue banner and a search bar on the right.

Navigation menu with buttons for Home, Dashboard, Reports, and Settings.

Summary cards for various metrics: Total Users, Active Sessions, Recent Activity, and System Health.


Main content area with a grid of charts and tables. Includes a line chart for user growth and a table for recent logins.

Section with a large heading and a detailed table of system logs or user events.

Section with a heading and a table of system configurations or settings.

Footer area with a navigation bar, copyright information, and social media links.





CEN 110 041 - Fall 2022: First Year Seminar: The University and Tomorrow

Navigation icons: Home, Search, and a list icon.

Academic Calendar

Prep for your First Year

2

Accessibility options:

- Print course page
- Print course page
- Use user event
- Hide other events

Asynchronous Lessons





11



100%




60%



10:00



12



Course Information - Toggle

1



AP



AP



AP



Dashboard My courses Site administration


Course Information - Toggle

This screenshot shows a Moodle course page with several annotations. A green arrow in the top left points to the navigation menu containing 'Dashboard', 'My courses', and 'Site administration'. A second green arrow in the top right points to the user profile area, which includes the name 'John Doe', a profile picture, and a 'Logout' button. A third green arrow on the left side points to the 'Course Information - Toggle' button. The main content area features a 'Course Information' section with a 'Toggle' button, a 'Course description' section with a 'View all' link, and a 'Course structure' section with a 'View all' link. A 'Page navigation' section is visible at the bottom right, showing 'Page 1' and 'Page 2'.





Full screen icon



Course Information - Toggle

Navigation icons: Home, Search, Notifications, Profile, Logout

Course content area with various icons and text







Course navigation area with various icons for course management, including a red arrow pointing to a specific icon.

Course Information - Toggle

Main content area containing course details, a table of course items, and a sidebar with navigation options.



Learn: Tech of Today and Tomorrow



- Dashboard Setup
- Compose Email

Info

Meet Your Instructor

Course

Course Overview

Course Objectives

Course Content

Course Schedule

Course Materials

Course Assignments

Course Quizzes

Course Discussions

Course Announcements

Course Feedback

Course Support

Course Resources

Course Help

Course Contact

Course Overview

Course Objectives

Course Content

Course Schedule

Course Materials

Course Assignments

Course Quizzes

Course Discussions

Course Announcements

Course Feedback

Course Support

Course Resources

Course Help

Course Contact

Course Overview

Course Objectives

Course Content

Course Schedule

Course Materials

Course Assignments


Course Quizzes

Course Discussions

Course Announcements

Course Feedback

Course Support



Week	Topic	Start Date	End Date
1	Introduction to AI	01/01/2024	01/07/2024
2	Machine Learning Basics	01/08/2024	01/14/2024
3	Deep Learning Fundamentals	01/15/2024	01/21/2024
4	AI Applications in Industry	01/22/2024	01/28/2024
5	Future of AI and Ethics	01/29/2024	02/05/2024

Course Announcements

Course Feedback

Course Support

Course Resources

Course Help

Course Contact

Course Manage



Course Management

Course Name	Start Date	End Date	Actions
Course 1	2023-01-01	2023-12-31	View Details
Course 2	2023-01-01	2023-12-31	View Details


Course Management

Course Name	Start Date	End Date	Actions
Course 1	2023-01-01	2023-12-31	View Details
Course 2	2023-01-01	2023-12-31	View Details





Course navigation area with various icons for course management and viewing.



Course Information - Toggle

Main content area containing course details, a list of items, and a sidebar with navigation options.



1. The first step in the process is to identify the problem.

2. The second step is to analyze the data.

3. The third step is to develop a plan.

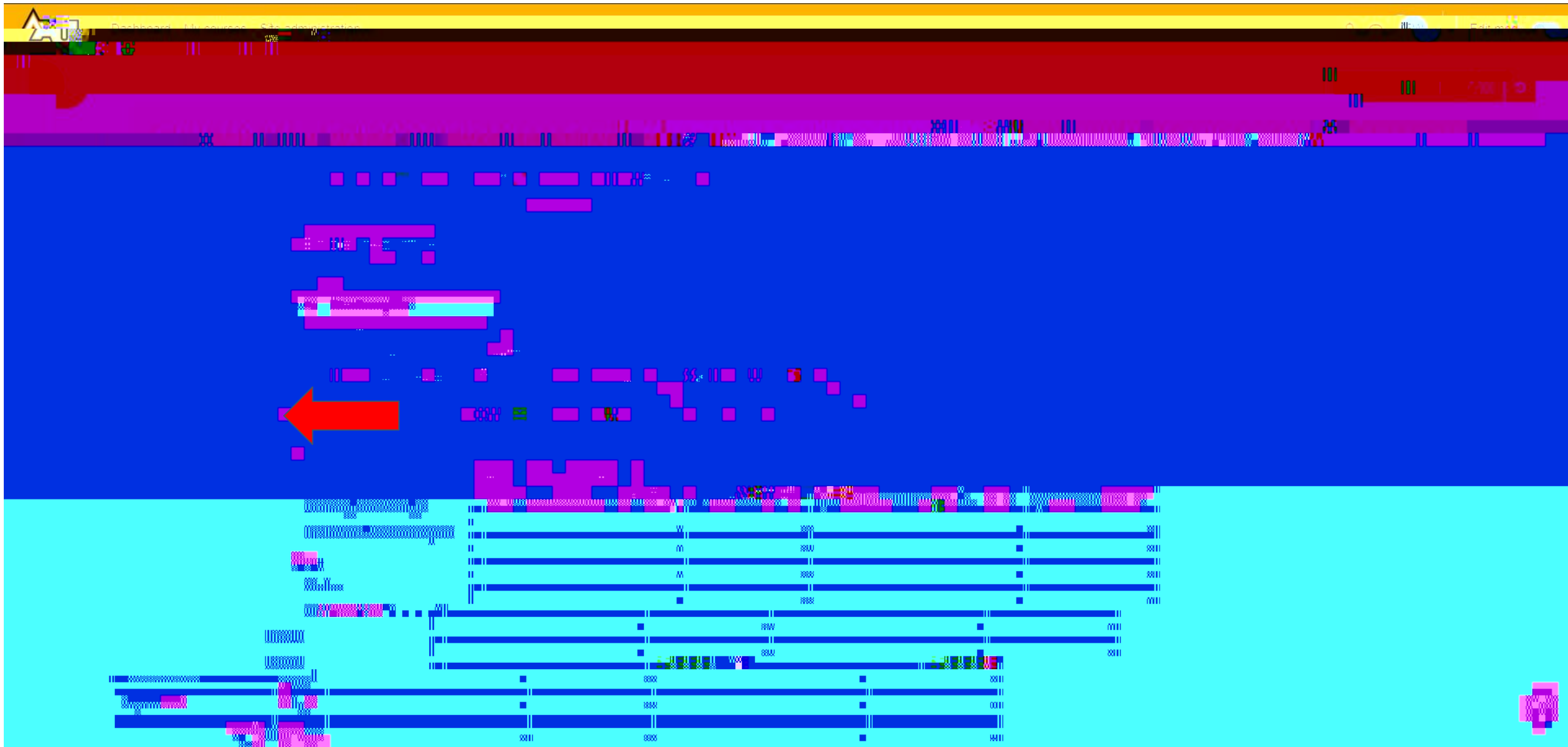
4. The fourth step is to implement the plan.

5. The fifth step is to evaluate the results.

6. The sixth step is to report the findings.

Step	Description	Start Date	End Date	Status
1	Identify the problem	10/1/23	10/15/23	Completed
2	Analyze the data	10/15/23	10/30/23	In Progress
3	Develop a plan	10/30/23	11/10/23	Not Started
4	Implement the plan	11/10/23	11/25/23	Not Started
5	Evaluate the results	11/25/23	12/10/23	Not Started
6	Report the findings	12/10/23	12/20/23	Not Started







Course navigation area with a list of items and a search bar.

Item	Progress
1. Introduction	100%
2. Fundamentals	100%
3. Advanced Topics	100%
4. Final Project	100%

Search:

Course Information - Toggle

Course details section with a title, description, and a list of items.

Course Title

Description text

Item	Progress
1. Introduction	100%
2. Fundamentals	100%
3. Advanced Topics	100%
4. Final Project	100%



Expectations and Opportunities

Downtime

Adelphi Branding Update

Accessibility

All course content from 2021 onwards will be available post upgrade

2020 courses and older will be archived with a new form to request access



Moodle 4.1 Support

Our #1 Priority: We are always here to support you

Leading up to / following we will provide:

Training

Documentation

Workshops



Moodle 4.1 Workshops

Leading up to

First-look Workshops

Quick-start Workshops

Following Launch

How-to Workshops

FAQ Workshops



Not on Moodle?

We are here to support you getting started with Moodle

Students appreciate a properly utilized LMS

Helps centralize/organize your content

Grades

Feedback

Analytics

Communication

Accessibility

Email fcpe@adelphi.edu or attend our workshops



Moodle Review Group (MRG)

MRG - Lead by FCPE and consists of members from IT and includes Faculty

Review enhancement requests

Overall planning and maintenance - timeframes



Next Steps and Resources:



Questions?

